

Survey about participation of Young People

A panel of 450 young people from 13 European countries have been inquired through a 25 questions' questionnaire.

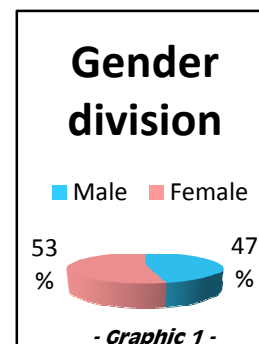
This survey inquires about different aspects of youth participation:

- participating locally,
- participating at European level,
- support needed for improving participation.

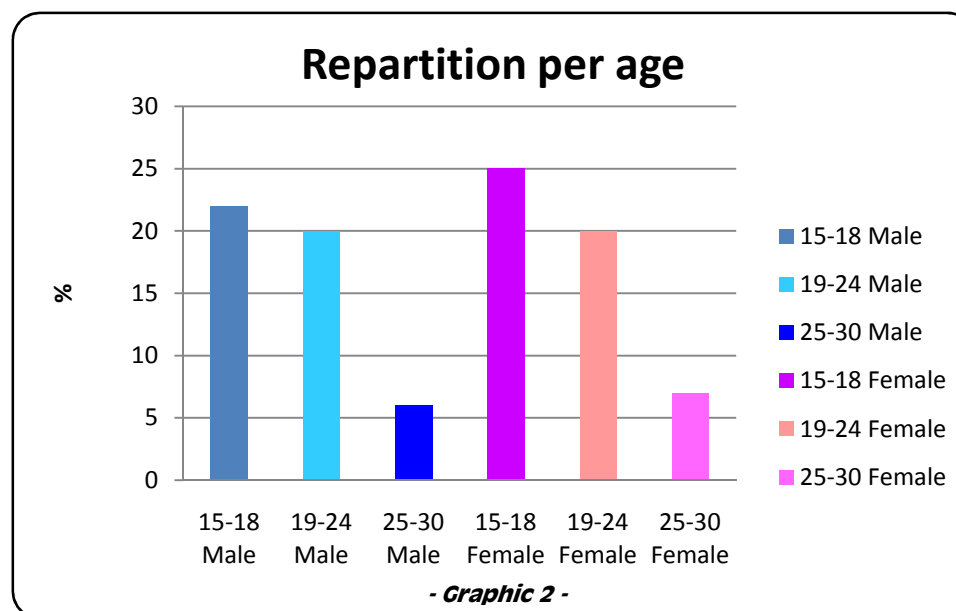
Hereafter you will find the results of this survey.

Survey about participation of Young People GENDER Division & Repartition per age

The young people that have filled in the questionnaire are almost balanced regarding to the gender: 47% of young man and 53% of young women



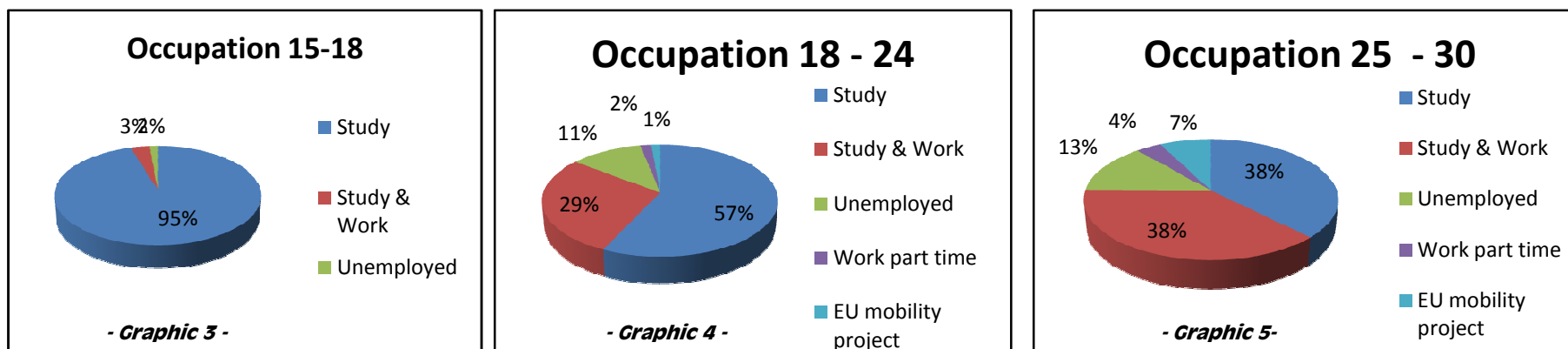
The repartition per age focuses on the range 15 – 24 that represents about 85 % of the inquiries




Survey about participation of Young People OCCUPATION

At the time when they were inquired (period from May till October 2011), the young people inquired were for 75 % studying, 17% studying and working, the rest was either unemployed, working full time, or participating to a EU mobility project.

Below the repartition per age range.

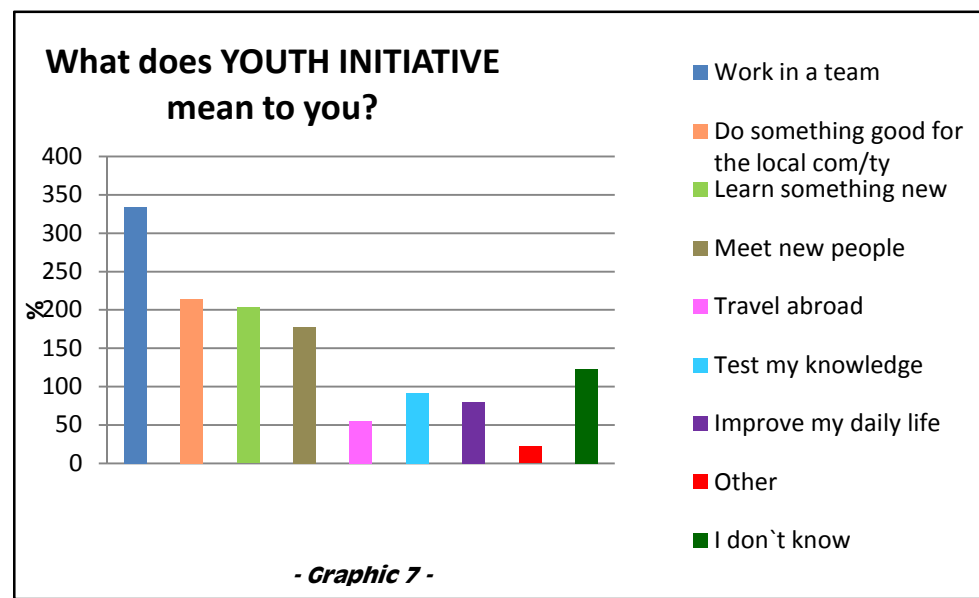
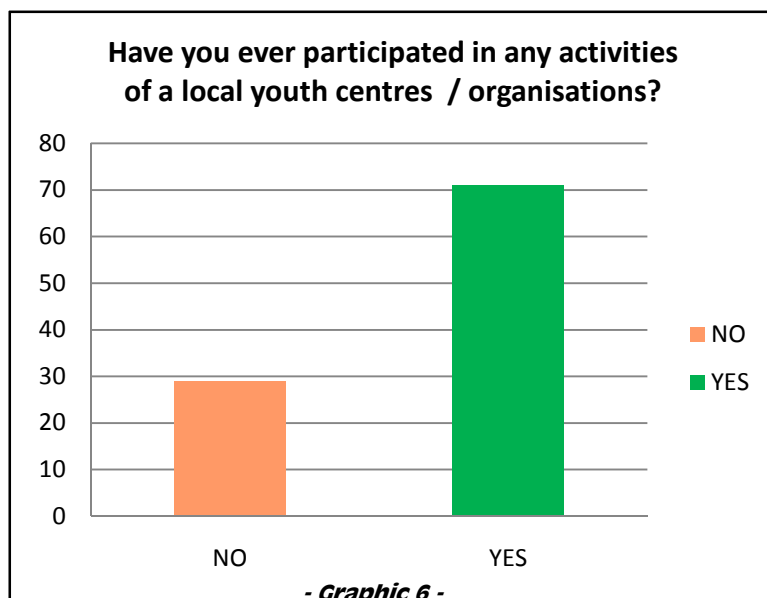




Survey about participation of Young People **PARTICIPATION: Youth Initiative**

We observe that more than 70% of the people asked have already participated to a youth activity (graphic).

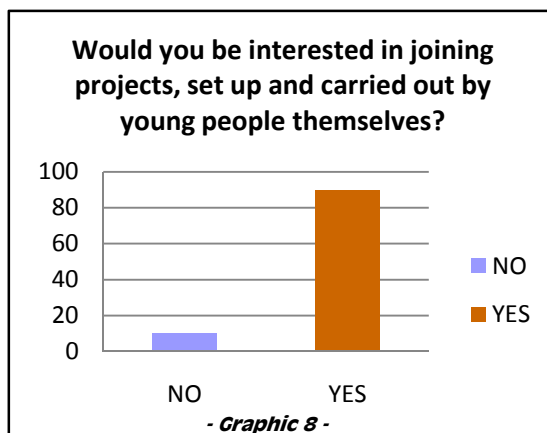
On the graphic 7, the different meaning that youth give to the words “Youth Initiatives”.



Survey about participation of Young People

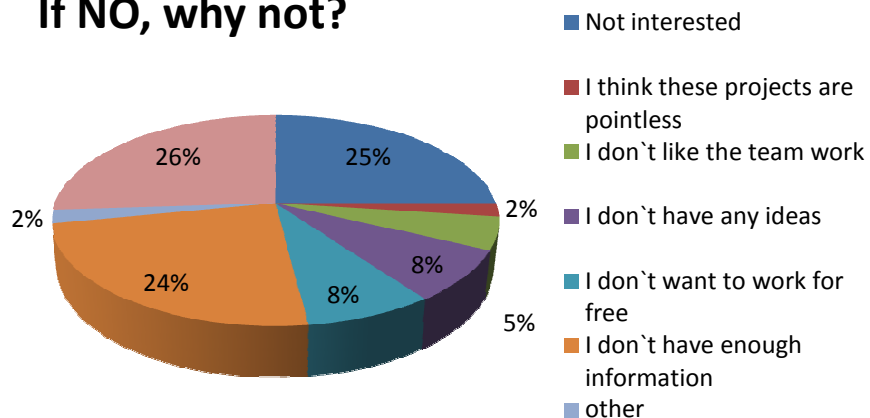
PARTICIPATION: Youth Initiative

About 90 % of the young people declare themselves ready to participate in a youth initiative. (graphic 8)



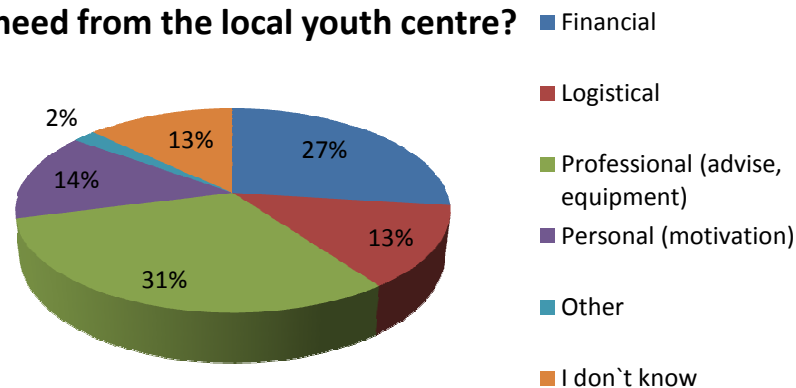
About the support they ask for it is about 1/3 financial, 1/2 support from a professional (youth worker, coach, youth leader, etc.) including both Professional advice, equipment and motivation.

If NO, why not?



- Graphic 9 -

If YES, what kind of support would you need from the local youth centre?



- Graphic 10 -

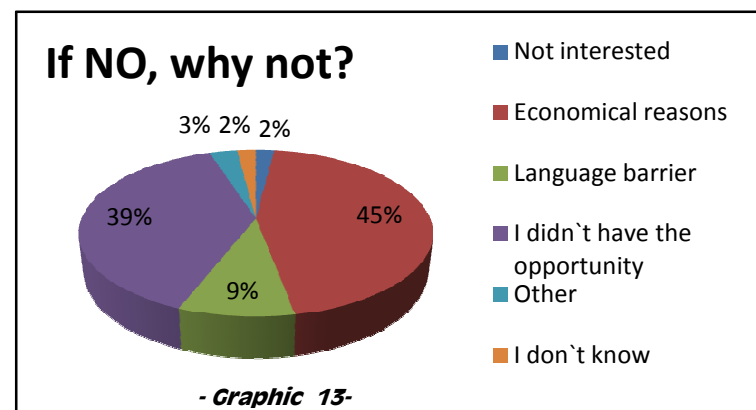
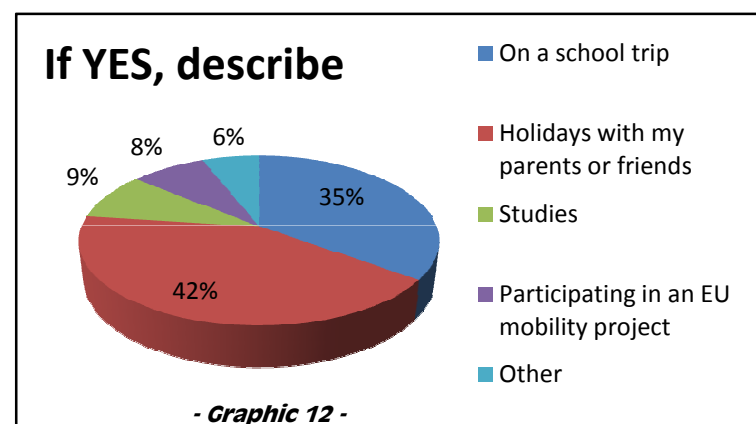
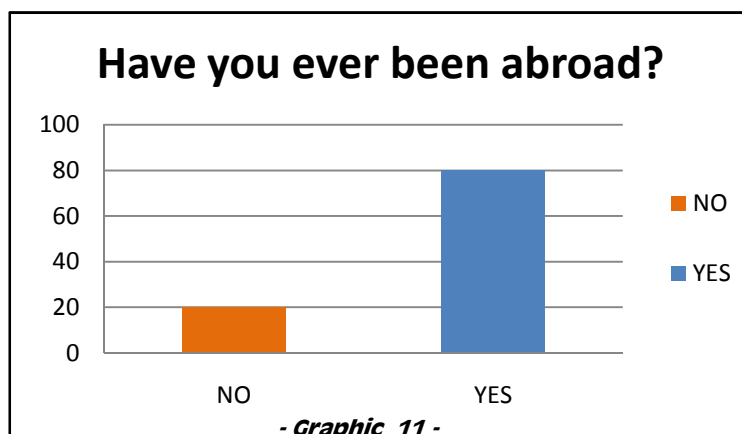
Survey about participation of Young People

PARTICIPATION: European Mobility

We first asked the young people if they have had the opportunity to travel, independently from European mobility programs.

Most of them have travelled with their relatives / friend or with their school (77 % of the persons that have travelled abroad).

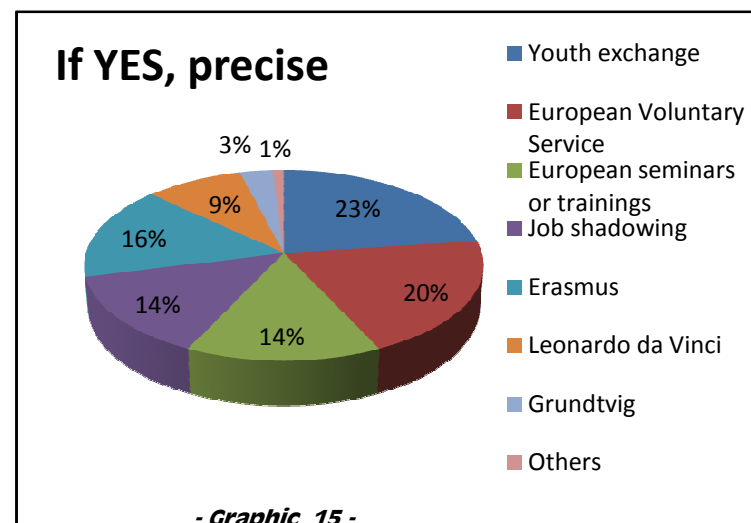
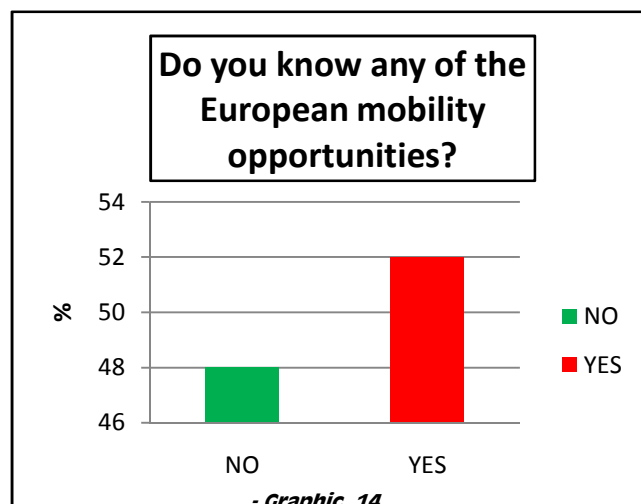
The main obstacles for travelling are economical reasons (45%), no opportunity, and in a smaller extent language barriers.




EUROPEAN MOBILITY

Last but not least, concerning the knowledge of youth European mobility programmes, the persons inquired are moderately aware of the existence of such projects: 52 % of them know about them.

Concerning the part that is aware, they have a shared knowledge of all programmes, except Grundtvig programme with on 3% of person knowing about it.





European Network of Youth Centres – www.eycn.org



✓ The questionnaires in 13 languages can be found here:

<http://www.eycn.org/enyc-surveys>

✓ More Information about the results at: mobility@eycn.org

Participating organisations:



“This project has been funded with the support from the European Union. This publication reflects the views only of the author, and the Commission cannot be held responsible for any use which may be made of the information contained therein.”